




AT HOME ART KITS

Select One Kit



Aurora Borealis—With this kit the kids will learn all about the Aurora Borealis as they create a mixed media masterpiece.



Bunny Bobblehead—“Here comes Peter Cottontail, hoppin’ down the bunny trail!” This art kit contains everything you need to create your very own Bunny Bobble.



Bunny Sunset—Let’s create some adorable bunnies watching the sunset! You will learn to draw little bunnies, then paint a warm sun setting sky where they can gaze.




Clay Coil Bowl—Let’s create a clay coil bowl! We will learn a special clay technique to build these unique creations.




Clay Mosaic—Let’s create a mosaic out of air dry clay and beads! Clay by itself makes great art, but adding beads or sequins makes it even better! Air-dry clay will be used to create a fun and funky mosaic.



Slime Time—Let’s create one of our favorite messy times—silly putty slime! Roll up your sleeves and let’s get messy!!



Snow Globe—Artists will use several different types of clay along with glitter, beads, and more as they learn how to make their very own snow globes.



St. Paddy’s Day—Celebrate St. Patrick’s Day by learning elements of color theory by painting a rainbow on a real canvas board. Best of all, there’s a pot of gold at the end of this rainbow that really glows in the dark!