

STAGE MAKEUP

For Female Dancers

Start with a clean face.
Pull hair back to begin.

EYES:

Start with a fair shade on lid. Blend to darker shade toward outer corner of eye.

Use medium shade and fill in crease.

Use fairest shade and fill in from crease to brow bone. Line top lash line with black liner sweeping up and out into a wing.

Line bottom lash line starting mid eye and create bottom wing.

Fill space between wings with white liner.

Finish with black mascara.

Optional: Add false eyelashes to top lash line.

FACE:

Use foundation similar in tone to natural skin and apply all over face. Apply face powder to set.

(Optional): Use bronzer or darker shade, before powder, to contour facial structure.

EYEBROWS:




Fill in eyebrows with similar color pencil or eyeshadow to define natural brow shape.

CHEEKS:

Use pink blush on cheek bones and sweep back to hairline.

LIPS:

Fill in natural lip line with red lipstick.



STAGE MAKEUP

For Male Dancers

**Start with a clean face.
Brush hair back to begin.**

FACE:

Use foundation similar in tone to natural skin and apply all over face. Apply face powder to set.

EYEBROWS:

Fill in eyebrows with similar color pencil or eyeshadow to define natural brow shape

EYES:

Start mid eye and line top lash line with brown/black liner sweeping up.
Finish with black mascara.

CHEEKS:

Use bronzer or brown contour along cheek bones to define facial features.

LIPS:

Fill in natural lip line with natural lip tint/color.

